

**studIT**  
IT-Service für Studierende

# Initial information





Student and Academic Services

# YOUR STUDENT ID CARD

# How to get the card and account

- Google: „Starter Paket Uni Göttingen“
- <https://www.uni-goettingen.de/de/664087.html>
- Login with application account (app- bew-)
  1. Set password for regular student account
  2. Take photo for student card
    - Card delivery (German address)
    - Card pickup (no address or address in Göttingen)

# Your Student ID Card – What's on it?



photo

name and  
matriculation  
number

Cultural ticket  
validity date of the  
card



SUB user number and  
barcode for book  
lending

# Your Student ID Card – Functions

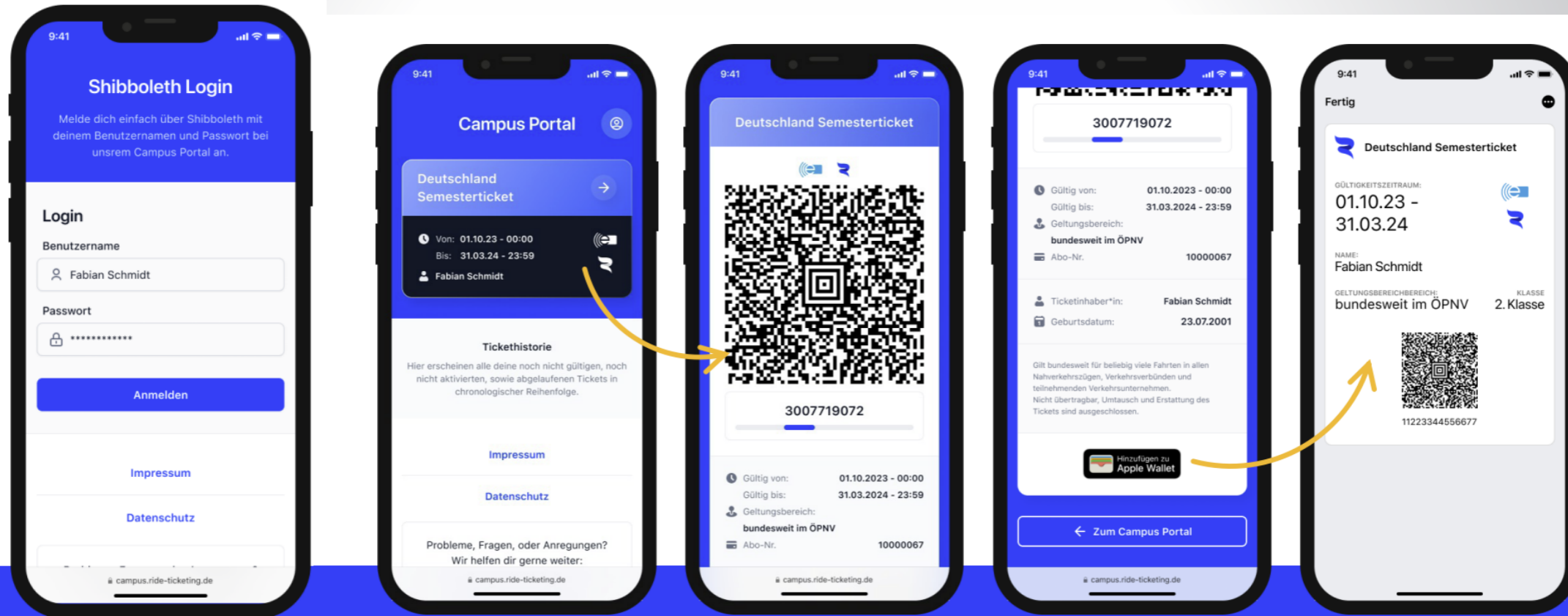
- Payment in canteens and cafeterias
- Charging the print account
- Printing and copying
- Access to buildings and rooms (LSG)
- Use of lockers
- Library card
- cultural ticket

# Where's the transportation ticket?

- From October 1st on: Deutschlandticket (Germany ticket). Regional trains and city buses and trains all over Germany
- Only digital ticket on your phone
- The student card is **NOT the ticket** (anymore)!!!
- An email with more information and the link to the ticket website will be sent in September



# Deutschlandsemesterticket



Click on the link in the e-mail and log in with your university access data

Click on ticket for control view

Scroll down

Download to the wallet

Hop on the train 😊



# FAQ Wallets

What is a wallet?

A wallet is a digital purse in which you can store cards and tickets.

How do I get a wallet?

A wallet is already pre-installed on many smartphones. If not, you can download one from the app store.

How do I access the  
Wallet?

The Wallet is an app like any other on your home screen.

How does the ticket get  
into the wallet?

This is slightly different for all wallets. In principle, however, you always have to call up the ticket on the website and add it to the wallet from there.

Do I have to save the ticket  
in the wallet?

No. In principle, you can also use it without a wallet. However, it is then only available online and you have to log in every time.



## Where to go when...

- **Disabling a lost Student ID card:**  
University Callcenter: +49 551 39-11 71
- **Getting a new Student ID card:**  
Office of Student Affairs (Wilhelmsplatz)
- **Credit repayment from an old to a new card:**  
Infobox in foyer of *Zentralmensa*
- **General support for student ID card and renewal of the validity date:**  
Chip card office in the central campus building,  
LRC Med, Physics Divisional Library

# Most important first:

**1. Use your student email address!**

**2. Look for assistance:**

**eCampus Help and IT support pages**

**<https://wiki.student.uni-goettingen.de>**

# Overview studIT

- studIT offers a student account since more than 20 years
- Since April 2008 free account for all students, financed by University Quality Funds (SQM)
- **studIT ≠ Stud.IP**
- Supervision of infrastructure and consulting

# Your student account

- Usually firstname.lastname
- Only one password for many services (PCs, eCampus, WiFi)
- Is not valid for the library user account (SUB)! → SUB user number and separate password

## Your account is...

- ... the central email address  
(...@stud.uni-goettingen.de)
- ...the central access to studIT computers
- ...the login for WiFi (eduroam)
- ...eCampus access (incl. FlexNow, Stud.IP, mailbox,  
self-service functions, LSG)
- ...equipped with a home directory with 10 GB  
storage space

# Locations

- More than 700 PCs
- Possibility of use for students of all faculties
- spread over the entire university, main focus on the central campus



# Learning Resources Centers (LRCs)



LRC SUB



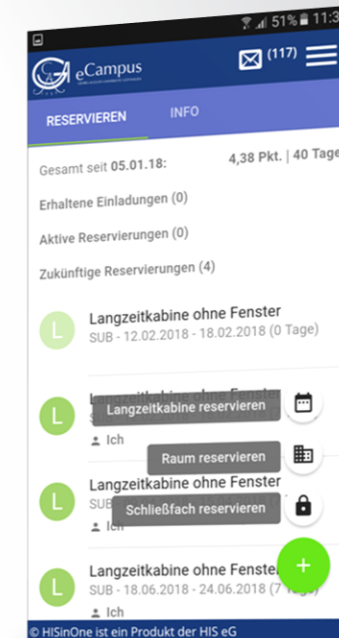
LRC Med



LRC KWZ\*

# Lern- und Studiengebäude (LSG)

- 80 computers, beamers, smartboards
- WiFi, wired notebook network
- Printers/photocopiers/scanners
- **Room reservation via eCampus**





# Printing and Copying

- A4/A3 printers available in many locations
- Follow-Me-Printing
- Printing from desktop PCs and notebooks possible on all printers
- Copy with student ID card (debit from print account, NOT from card!)
- Booking in all libraries of the SUB and in the chip card office



## WiFi – eduroam

- Can be used at universities worldwide
- Once set up – automatic connection
- Access to the Goenet
- Configuration tool at <https://cat.eduroam.org>



# Setup WiFi – eduroam

- Secure and easy setup with configuration tool
- <https://cat.eduroam.org>
- Home organisation: University Goettingen
- User group: University Goettingen und GWDG
- User name: student mail adress



# Software for students

- [https://wiki.student.uni-goettingen.de/support/weitere\\_services/start](https://wiki.student.uni-goettingen.de/support/weitere_services/start)



# Support and Helpdesk

- We offer support around the account
- Content consulting in the LRCs (MS Office, etc.)
- Several Helpdesks spread across the university (Central Campus, SUB, Clinic, Physics Divisional Library)
- telephone hotline
- email inquiries

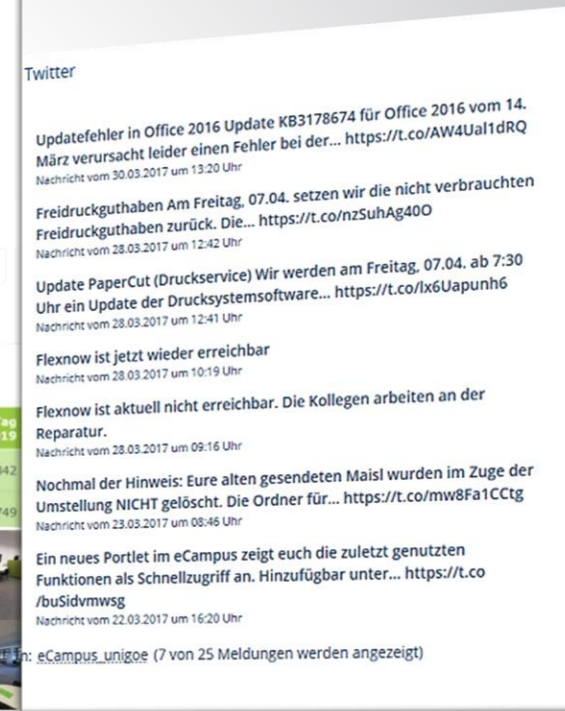
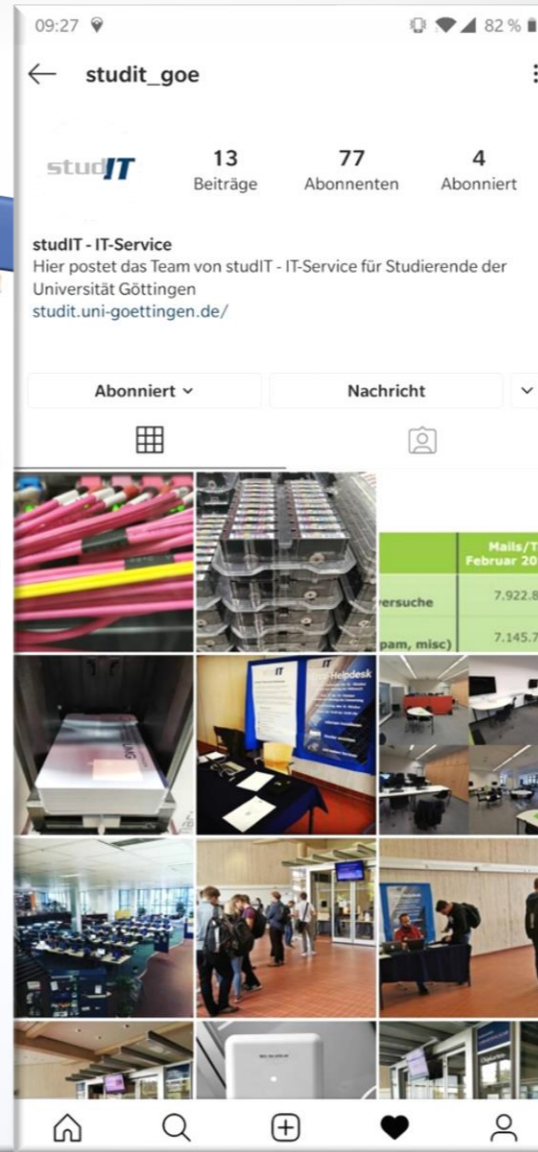





# Online-Support

- Instructions in 9 categories
- Texts, pictures, videos, news (malfunctions)
- German/English
- Frequent updates/extensions

**Help and IT-Support in the eCampus left below**



**facebook.com/studit.goettingen**

**Instagram: @studit\_goe**

## Any questions?

- **Web:** eCampus-Help and IT-Support or <https://wiki.student.uni-goettingen.de>
- **E-Mail:** [campussupport@uni-goettingen.de](mailto:campussupport@uni-goettingen.de)
- **Hotline:** +49 551 39-23366
- Ask our consultants at the helpdesks



# IT courses by ZESS

- Courses for beginners and advanced learners
- Word, Excel, PowerPoint and more
- Creditpoints
- 90 minutes weekly
- Block courses during the semester break



Thanks for your attention.

The **studIT**- Team would like you  
IT-Service für Studierende  
to have a lot of fun and success during  
your studies!